

### Specifications

Models	S™ -120		S™ -125	
	US	Metric	US	Metric
Measurements				
Working height maximum*	126 ft	38.58 m	131 ft 2 in	40.15 m
Platform height maximum	120 ft	36.58 m	125 ft 2 in	38.15 m
Horizontal reach maximum	75 ft	22.86 m	80 ft	24.38 m
Below ground reach	6 ft 6 in	1.98 m	10 ft 9 in	3.28 m
<b>A</b> Platform length - 8 ft model	3 ft	0.91 m	3 ft	0.91 m
Platform length - 6 ft model	2 ft 6 in	0.76 m	2 ft 6 in	0.76 m
<b>B</b> Platform width - 8 ft model	8 ft	2.44 m	8 ft	2.44 m
Platform width - 6 ft model	6 ft	1.83 m	6 ft	1.83 m
<b>C</b> Height - stowed	10 ft 1 in	3.07 m	10 ft 1 in	3.07 m
<b>D</b> Length - stowed	42 ft 8 in	13.00 m	46 ft 9 in	14.25 m
Length - transport (jib tucked under)			39 ft 11 in	12.17 m
<b>E</b> Width - axles retracted	8 ft 1 in	2.46 m	8 ft 1 in	2.46 m
Width - axles extended	11 ft 1 in	3.38 m	11 ft 1 in	3.38 m
<b>F</b> Wheelbase	12 ft	3.66 m	12 ft	3.66 m
<b>G</b> Ground clearance - center	1 ft 5 in	0.38 m	1 ft 5.5 in	0.38 m

### Productivity

Lift capacity	750 lbs	340 kg	500 lbs	227 kg
Platform rotation	160°		160°	
Vertical jib rotation			135°	
Turntable rotation	360° continuous		360° continuous	
Turntable tailswing - axle retracted	5 ft 6 in	1.68 m	5 ft 6 in	1.68 m
Turntable tailswing - axle extended	4 ft 1 in	1.24 m	4 ft 1 in	1.24 m
Drive speed - stowed	3.0 mph	4.8 km/h	3.0 mph	4.8 km/h
Drive speed - raised below 80 ft	0.68 mph	1.1 km/h	0.68 mph	1.1 km/h
Drive speed - raised above 80 ft	0.34 mph	.55 km/h	0.34 mph	.55 km/h
Gradeability - stowed**	40%		40%	
Turning radius - axle retracted: inside	13 ft 2 in	4.01 m	13 ft 2 in	4.01 m
outside	22 ft 2 in	6.75 m	22 ft 2 in	6.75 m
Turning radius - axle extended: inside	8 ft 6 in	2.59 m	8 ft 6 in	2.59 m
outside	18 ft 10 in	5.74 m	18 ft 10 in	5.74 m
Controls	12 V DC proportional		12 V DC proportional	
Tires - RT lug	445D50/710		445D50/710	

### Power

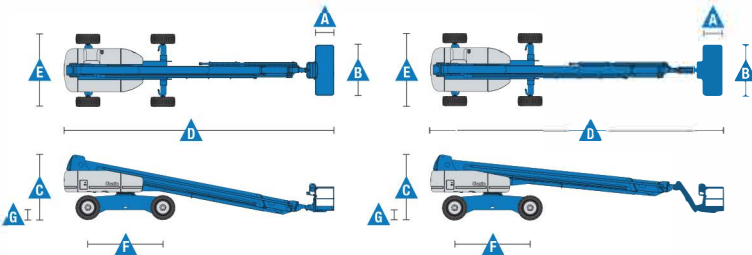
Power source	Deutz TD 2011 L04i 4-cylinder turbo diesel, 74 hp (55 kW) Perkins 804D-33T 4-cylinder turbo diesel, 74 hp (55 kW)			
Auxiliary power unit	12 V DC		12 V DC	
Hydraulic tank capacity	55 gal	208 L	55 gal	208 L
Fuel tank capacity	40 gal	151 L	40 gal	151 L

### Weight\*\*\*

4WD	44,340 lbs	20,112 kg	44,640 lbs	20,248 kg
-----	------------	-----------	------------	-----------

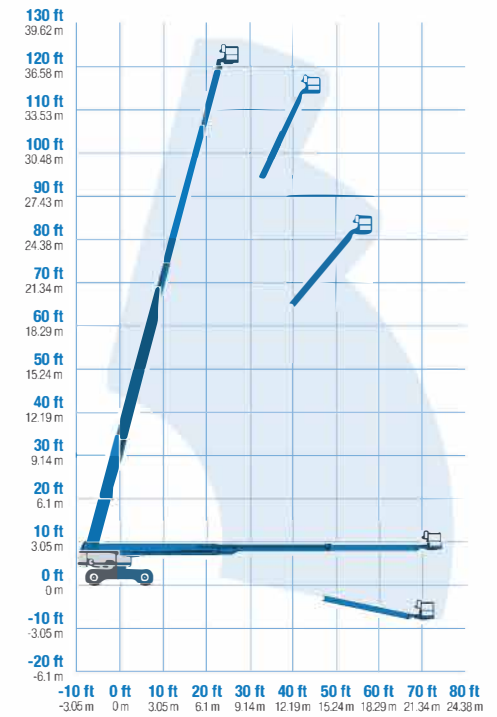
### Standards Compliance

ANSI A92.5, CSA B354.4, EN 280, AS 1418.10

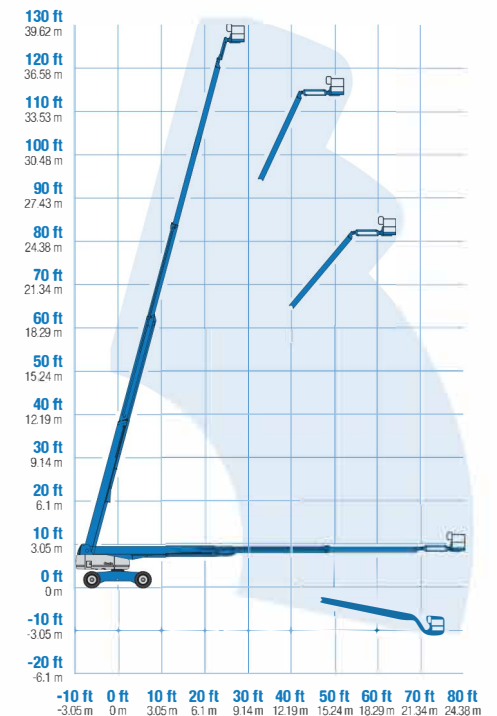


[www.genielift.com](http://www.genielift.com)

### Range Of Motion S™ -120



### Range Of Motion S™ -125



Unit A12/A13  
Kenyon Court  
Walter Leigh Way  
Moss Industrial Estate  
Leigh, WN7 3PT



0800 085 3709



[info@aerialplatforms.co.uk](mailto:info@aerialplatforms.co.uk)



### Features

#### Standard Features

##### Measurements

###### S™-120

- 126 ft (38.58 m) working height
- 75 ft (22.86 m) horizontal reach
- 750 lb (340 kg) lift capacity

###### S™-125

- 131 ft 2 in (40.15 m) working height
- 80 ft (24.38 m) horizontal reach
- 500 lb (227 kg) lift capacity

##### Productivity

- Self-leveling platform
- 160° hydraulic platform rotation
- Proportional joystick controls
- Hydraulic oil cooler
- Drive enable
- AC power cord to the platform
- Horn
- Hour meter
- Tilt alarm
- Descent alarm
- 360° continuous turntable rotation
- Positive traction 4WD
- Two speed wheel motors
- Four wheel high angle steer
- Four steering modes: front, rear, crab and coordinated
- On board full diagnostics and engine monitoring display
- Platform work lights
- Lockable platform control box cover
- Telematics ready connector

##### Power

- 12 V DC auxiliary power
- Anti-restart engine protection
- Auto engine fault shutdown
- Swing out engine tray
- Welder ready 12.5 kW AC generator

#### Easily Configured To Meet Your Needs

##### Platform Options

- Steel 8 ft (2.44 m) (standard)
- Steel 6 ft (1.83 m)
- Steel 8 ft (2.44 m) tri-entry

##### Jib Options

- Non-jib (S-100 only)
- 5 ft (1.52 m) jib boom (S-105 only)

##### Engine Options

- 74 hp (55 kW) Deutz turbo diesel T4f\* (Standard)
- 74 hp (55 kW) Perkins turbo diesel T4f\*

##### Drive/Steer

- 4WD (standard)
- 4WS (standard)

##### Axle

- Extendable axles (standard)

##### Tire

- Rough terrain foam-filled (standard)

#### Options & Accessories

##### Productivity Options

- Half-mesh platform inserts with swing gate
- Platform top auxiliary rail
- Welder package
- Deluxe hostile environment kit
- Thumb rocker steer
- Light package
- Entry toe boards
- Pipe cradle (pair)
- Panel cradle package
- Operator Protective Structure\*\*
- Operator Protective Alarm
- Fall Arrest Bar

##### Power Options

- Cold weather kit
- Diesel scrubber/catalytic muffler
- Intake air pre-cleaner

\* Also available as Tier 4i in limited regions  
\*\* Available through aftermarket parts only



#### Genie United States

6464 185th Ave. NE  
Redmond, WA 98052  
Telephone +1 (425) 881-1800  
Toll Free in USA/Canada +1 (800)-536-1800  
Fax +1 (425) 883-3475

#### Distributed By:



Unit A12/A13  
Kenyon Court  
Walter Leigh Way  
Moss Industrial Estate  
Leigh, WN7 3PT



0800 085 3709



info@aerialplatforms.co.uk

