

Specifications

Models	S-60 X / S-60 XC		S-65	
Measurements	US	Metric	US	Metric
Working height maximum*	64 ft 4 in	19.79 m	71 ft	21.81 m
Platform height maximum	58 ft 4 in	17.79 m	65 ft	19.81 m
Horizontal reach maximum	50 ft 10 in	15.48 m	56 ft 2 in	17.10 m
Below ground reach	5 ft 7 in	1.70 m	8 ft 11 in	2.72 m
A Platform length	3 ft	0.91 m	3 ft	0.91 m
B Platform width	8 ft	2.44 m	8 ft	2.44 m
C Height - stowed	8 ft 11 in	2.72 m	8 ft 11 in	2.72 m
Height - stowed Trax	9 ft 1 in	2.77 m	9 ft 1 in	2.77 m
D Length - stowed	27 ft 9 in	8.46 m	30 ft 11 in	9.42 m
Length - transport (jib tucked under)	—	—	25 ft	7.60 m
E Width (with standard tires)	8 ft 2 in	2.49 m	8 ft 2 in	2.49 m
Width - Trax	8 ft 6 in	2.59 m	8 ft 6 in	2.59 m
F Wheelbase	8 ft 3 in	2.50 m	8 ft 3 in	2.50 m
G Ground clearance - center	1 ft 2.5 in	0.37 m	1 ft 2.5 in	0.37 m
- Trax center	1 ft 5 in	0.43 m	1 ft 5 in	0.43 m

Productivity

Lift capacity - X	500 lbs/1000 lbs	227 kg/454 kg	500 lbs	227 kg
- XC	750 lbs/1250 lbs	340 kg/567 kg		
Platform rotation	160°		160°	
Vertical jib rotation	—		135°	
Turntable rotation	360° continuous		360° continuous	
Turntable tailswing	4 ft	1.22 m	4 ft	1.22 m
Drive speed - 4WD stowed	3.0 mph	4.8 km/h	3.0 mph	4.8 km/h
- Trax stowed	2.3 mph	3.7 km/h	2.3 mph	3.7 km/h
- raised or extended	0.68 mph	1.1 km/h	0.68 mph	1.1 km/h
Gradeability - 2WD - stowed**	30%		30%	
- 4WD - stowed**	45%		45%	
Turning radius - inside	7 ft 9 in	2.36 m	7 ft 9 in	2.36 m
- outside	18 ft 2 in	5.5 m	18 ft 2 in	5.5 m
- Trax option inside	12 ft	3.66 m	12 ft	3.66 m
- Trax option outside	22 ft 3 in	6.8 m	22 ft 3 in	6.8 m
Controls	12 V DC proportional		12 V DC proportional	
Tires - RT Lug	355/55D 625		355/55D 625	

Power

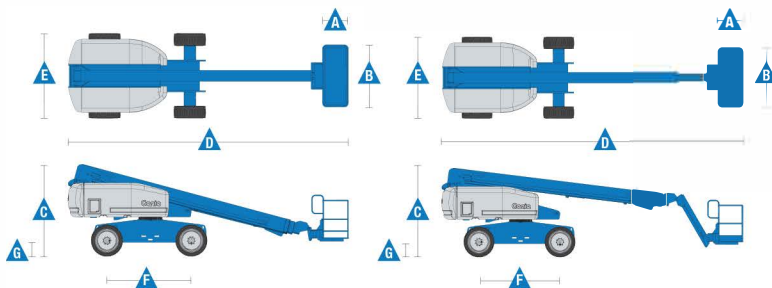
Power source	49 hp (36.54 kW) Deutz diesel T4f D2.9L4			
	49 hp (36.54 kW) Perkins diesel T4f 404D-22			
	74 hp (55.18 kW) Deutz turbo diesel T4i D2011L04i			
	60 hp (44.74 kW) Ford gas/LPG MSG425			
Auxiliary power unit	12 V DC		12 V DC	
Hydraulic tank capacity	45 gal	170 L	45 gal	170 L
Fuel tank capacity - diesel	35 gal	132 L	35 gal	132 L
- gas	30 gal	113.6 L	30 gal	113.6 L

Weight***

2WD	20,572 lbs	9,331 kg	22,100 lbs	10,024 kg
4WD	20,742 lbs	9,408 kg	22,270 lbs	10,102 kg
Trax	25,420 lbs	11,530 kg	26,960 lbs	12,229 kg
XC****	21,967 lbs	9,964 kg		

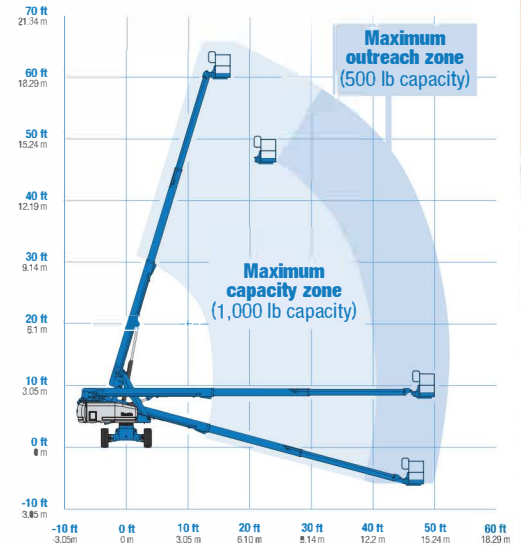
Standards Compliance

ANSI A92.5, CSA B354.4, EN 280, AS 1418.10

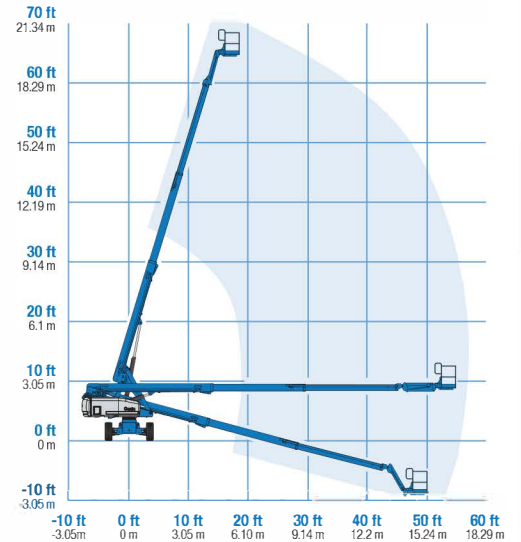


www.genielift.com

Range Of Motion S-60 X



Range Of Motion S-65 (500 lb capacity)



* The metric equivalent of working height adds 2 m to platform height. U.S. adds 6 ft to platform height.

** Gradeability applies to driving on slopes, see operator's manual for details regarding slope ratings.

*** Weight will vary depending on slope, see operator's manual for details regarding slope ratings.

**** S-60 XC not available with track system



Unit A12/A13
Kenyon Court
Walter Leigh Way
Moss Industrial Estate
Leigh, WN7 3PT



Features

Standard Features	Easily Configured To Meet Your Needs	Options & Accessories
-------------------	--------------------------------------	-----------------------

Measurements

- S-60 X**
- 64 ft 4 in (19.79 m) working height
 - 50 ft 10 in (15.48 m) horizontal reach
 - 500 lbs (227 kg) unrestricted and 1000 lbs (454 kg) restricted lift capacity

- S-60 XC**
- 64 ft 4 in (19.79 m) working height
 - 50 ft 10 in (15.48 m) horizontal reach
 - 750 lbs (340 kg) unrestricted and 1250 lbs (680 kg) restricted lifting capacity

- S-65**
- 71 ft (21.81 m) working height
 - 56 ft 2 in (17.10 m) horizontal reach
 - 500 lbs (227 kg) lift capacity

Productivity

- Self-leveling platform
- 160° hydraulic platform rotation
- Proportional joystick controls
- Fuel select switch on platform and ground control panels (Gas/LPG models)
- Drive enable
- AC power cord to platform
- Horn
- Hour meter
- Tilt alarm
- Descent alarm
- 360° continuous turntable rotation
- Positive traction drive
- Two speed wheel motors
- Telematics ready connector
- Entry Toeboard
- Lift Guard™ Contact Alarm

Power

- 12 V DC auxiliary power
- Anti-restart engine protection
- Auto engine fault shutdown
- Swing out engine tray
- Intake air heater (Deutz engine)

Platform Options

- Steel 8 ft (2.44 m) tri entry with side swing gate (standard)
- Steel 6 ft (1.83 m) dual entry with side swing gate
- Steel 4 ft (1.22 m)

Jib Options

- Non-jib (S-60 only)
- 5 ft (1.52 m) jib boom (S-65 only)

Engine Options

- 49 hp (36.54 kW) Deutz diesel T4f* (standard)
- 49 hp (36.54 kW) Perkins diesel T4f*
- 74 hp (55.18 kW) Deutz turbo diesel T4f*
- 60hp (44.74 kW) Ford gas/LPG

Drive Options

- 2WD
- 4WD (standard)

Axle Options

- Active oscillation (4WD)
- Non-oscillating (2WD)

Tire Options

- Rough terrain air-filled (standard)
- Rough terrain foam-filled
- Rough terrain non-marking (air or foam-filled)
- High flotation air-filled
- Sealant treated air-filled
- Trax (track system)

Productivity Options

- Half-mesh platform inserts
- Platform top auxiliary rail
- Welder Ready package
- Air line to platform
- Hydraulic oil cooler†
- Specialty hydraulic oil (cold weather, fire resistant, or biodegradable)
- Hostile environment kit
- Deluxe hostile environment kit
- Aircraft protection package (6 ft platform)
- Thumb rocker steer
- Alarm package
- Panel cradle package
- Lockable platform control box covers
- Second battery
- Tow package
- Work light package
- Operator Protective Structure*****
- Fall Arrest Bar

Power Options

- Engine gauge package***
- AC generator packages (110V/-220V/50Hz, 3000W)
- Cold Weather Packages
- Diesel scrubber/muffler (catalytic muffler)****
- LPG tank 33.5 lbs (15.19 kg) capacity
- Intake air pre-cleaner****



* Also available as Tier 4i in limited regions
 ** Available only with Track system option
 *** Available only with Ford engine
 **** Available only with Tier4i diesel engines
 ***** Available through aftermarket parts only
 † Standard on 4WD

Genie United States

6464 185th Ave. NE
 Redmond, WA 98052
 Telephone +1 (425) 881-1800
 Toll Free in USA/Canada +1 (800)-536-1800
 Fax +1 (425) 883-3475

Distributed By:

Unit A12/A13
 Kenyon Court
 Walter Leigh Way
 Moss Industrial Estate
 Leigh, WN7 3PT



0800 085 3709

info@aerialplatforms.co.uk