

Specifications

Models	SX-180	
Measurements	Metric	US
Working height maximum*	56.86 m	186 ft
Platform height maximum	54.86 m	180 ft
Horizontal reach maximum	24.38 m	80 ft
Below ground reach	0.61 m	2 ft
A Platform length	0.91 m	3 ft
B Platform width	2.44 m	8 ft
C Height - stowed	3.05 m	10 ft
D Length - stowed	14.33 m	47 ft
Length - transport (jib tucked under)	12.98 m	42 ft 7 in
E Width - axles retracted	2.49 m	8 ft 2 in
Width - axles extended	5.03 m	16 ft 6 in
F Wheelbase - axles retracted	5.03 m	16 ft 6 in
Wheelbase - axles extended	4.72 m	15 ft 6 in
G Ground clearance - center	0.38 m	1 ft 3 in

Productivity

Lift capacity	340 kg	750 lb
Platform rotation	160°	
Vertical jib rotation	135°	
Horizontal jib rotation	60°	
Turntable rotation	360° continuous	
Turntable tailswing - axle retracted	1.14 m	3 ft 9 in
Turntable tailswing - axle extended	1.07 m	3 ft 6 in
Drive speed - stowed	3.70 km/h	2.3 mph
Drive Speed - out of stowed		
below 125 ft (38.1 m)	0.65 km/h	0.4 mph
above 125 ft (38.1 m)	0.17 km/h	0.1 mph
Gradeability - stowed	35%	
Turning radius - axle retracted: inside	6.27 m	20 ft 7 in
outside	8.56 m	28 ft 1 in
Turning radius - axle extended: inside	3.02 m	9 ft 11 in
outside	7.34 m	24 ft 1 in
Controls	12 V DC proportional	
Tires	445D50/710 HD foam-filled	

Power

Power source	Deutz TD2011L04i, 74 hp (55 kW)
Auxiliary power unit	12 V DC
Hydraulic tank capacity	416 L
Fuel tank capacity	189 L

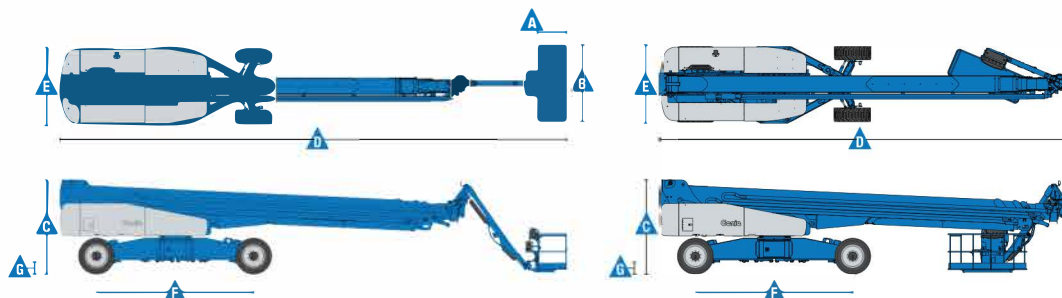
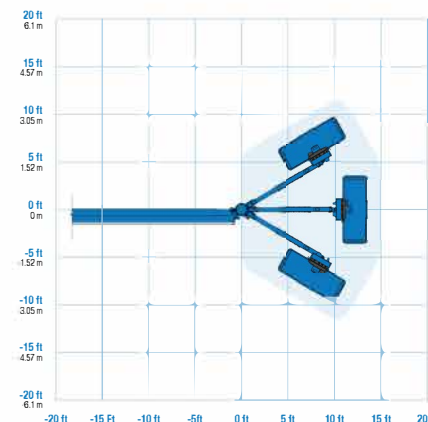
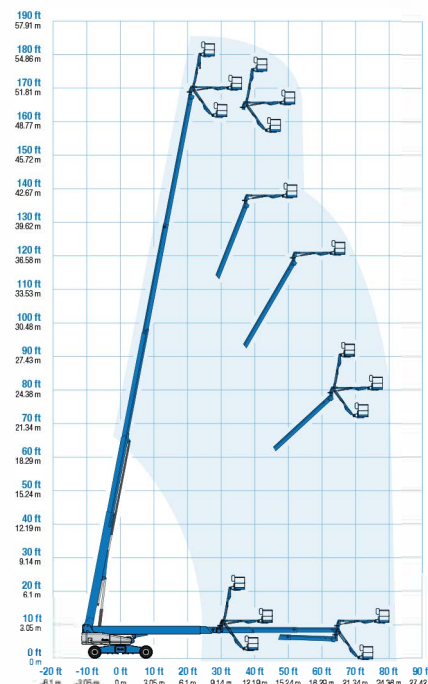
Weight***	25,108 kg	55,353 lbs
-----------	-----------	------------

Standards Compliance

AS 1418.10

* The metric equivalent of working height adds 2 m to platform height. U.S. adds 6 ft to platform height.
 ** Gradeability applies to driving on slopes. See operator's manual for details regarding slope ratings.
 *** Weight will vary depending on options and/or country standards.

Range Of Motion SX-180



Unit A12/A13
 Kenyon Court
 Walter Leigh Way
 Moss Industrial Estate
 Leigh, WN7 3PT



0800 085 3709



info@aerialplatforms.co.uk



Features

Standard Features

Measurements

- 56.86 m (186 ft) working height
- 24.38 m (80 ft) horizontal reach
- 340 kg (750 lb) lift capacity

Productivity

- Xchassis™ extendable axles
- 3.05 m (10 ft) 60° rotating jib
- Self-leveling platform
- 160° hydraulic platform rotation
- Proportional joystick controls
- Hydraulic oil cooler
- Drive enable
- AC power in the platform
- Horn
- Hour meter
- Tilt alarm
- Descent alarm
- 360° continuous turntable rotation
- Positive traction 4WD
- Two speed wheel motors
- Four wheel high angle steer
- Four steering modes: front, rear, crab and coordinated
- Four wheel brakes
- On board full diagnostics and engine monitoring display
- Dual flashing beacons
- Thumb rocker steer
- Entry toe board
- Lockable platform control box cover
- Anemometer

Power

- 7.5 kW generator - 240V/50Hz
- 12 V DC auxiliary power
- Auto engine fault protection
- Swing out engine tray

Standard Features

Engine

- Deutz turbo diesel, 74 hp (55 kW)

Drive/Steer

- 4WD (standard)
- 4WS (standard)

Tires

- Rough terrain foam-filled (standard)

Options & Accessories

Productivity Options

- Half-mesh platform inserts with swing gate
- Air line to platform
- Biodegradable hydraulic oil
- Hostile environment kit
- Deluxe hostile environment kit
- Light package
- Operator protective structure

Power Options

- Cold weather kit
- Diesel catalytic purifier muffler
- Diesel scrubber/catalytic muffler
- Intake air pre-cleaner



Unit A12/A13
Kenyon Court
Walter Leigh Way
Moss Industrial Estate
Leigh, WN7 3PT