


# JCPT0807HD

## Self-Propelled Scissor Lifts (Hydraulic Motor Drive)



### JCPT0807HD

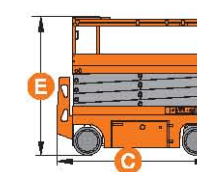
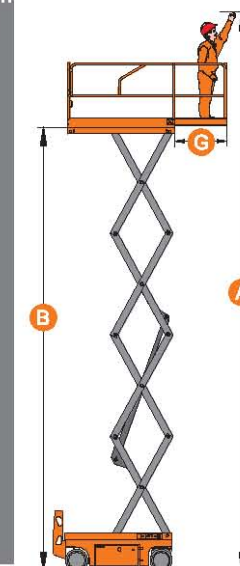
	S.W.L	230kg
	S.W.L On Extension	113kg
	Max.Occupants	2
	<b>A</b> Max.Working Height	7.80m
	<b>B</b> Max.Platform Floor Height	5.80m
	<b>C</b> Overall Length	1.86m
	<b>D</b> Overall Width	0.76m
	Overall Height(Rails Up)	2.18m
	<b>E</b> Overall Height(Rails Down)	1.84m
	Platform Size(Length/Width <b>F</b> )	1.67m×0.74m
	<b>G</b> Platform Extension Size	0.90m
	Ground Clearance(Stowed)	0.083m
	Ground Clearance(Raised)	0.016m
	Wheelbase	1.36m
	Turning Radius(Inside/Outside)	0m/1.64m
	Drive/Lifting Motor	24V/3.3kW
	Travel Speed(Stowed)	3.5km/h
	Travel Speed(Raised)	0.8km/h
	Up/Down Speed	18/22sec
	Gradeability	25%
	Max.Working Slope(CE)	1.5°/3°
	Max.Working Slope(ANSI)	2°/3°
	Batteries	4×6V/210Ah
	Integrated Charger	24V/25A
	Tyres	φ305×100mm
	Weight(CE)	1435kg
	Weight(ANSI)	1435kg

### Standard Equipment

- Proportional Controls
- Self-lock Gate On Platform
- Automatic Pothole Protection
- Drivable At Full Height
- Onboard Diagnostic System
- Non Marking Tyre
- Automatic Brake System
- Emergency Lowering System
- Emergency Stop Button
- Cylinder Holding Valve
- Extended Platform
- Horn
- Forklift Pockets
- Charger Protection
- All Motion Alarm
- 2WD
- Safety Brackets
- Hour Meter
- Flashing Beacon
- Tilt Sensor With Alarm
- Folding Guardrails

### Options

- Overload Sensor With Alarm
- AC Power To Platform
- Platform Work Lights
- Airline To Platform



Safety Bracket



Compact Turning Radius



Brake Release Valve



Gradeability



Swing Out Tray



Emergency Lowering System



Extended Platform



Pothole Device