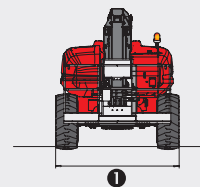
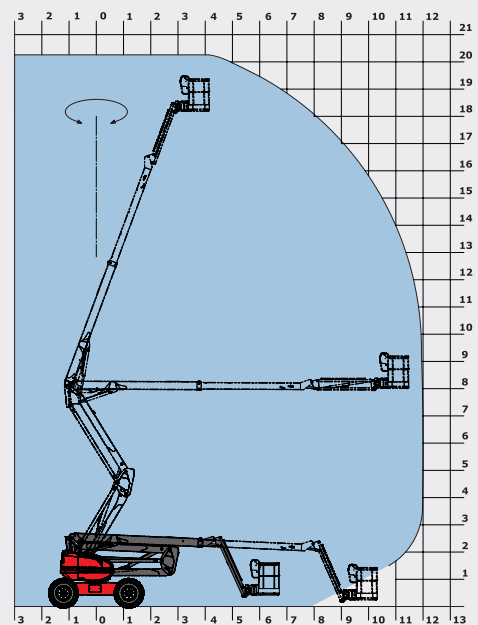
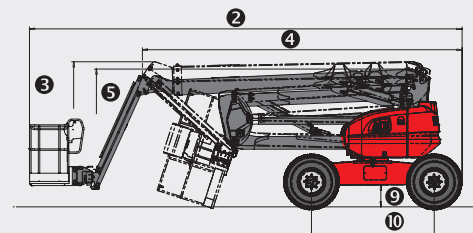


200 ATJ

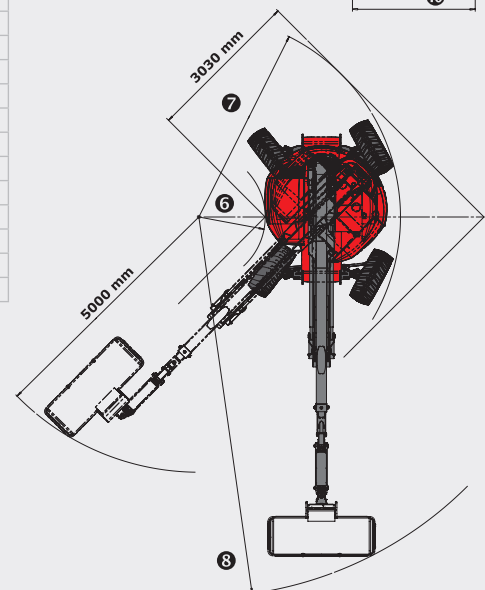
200 ATJ	
 Working height	20.00 m
Platform height	18.00 m
Articulation height	8.00 m
Outreach	12.00 m
 Jib tilting	+70°/-70°
Basket rotation	+90°/-90°
Turret rotation	355°
 Capacity	230 kg
Number of persons (indoor/outdoor)	2/2
Basket (width and length)	2.10 x 0.80 m
 1. Overall width	2.40 m
2. Overall length	8.50 m
3. Overall height	2.70 m
4. Overall length when folded	6.30 m
5. Overall height when folded	3.15 m
6. Inside turning circle	1.30 m
7. Outside turning circle	3.95 m
8. Turning Radius (basket)	7.45 m
9. Ground clearance	43 cm
10. Wheelbase	2.40 m
 Speed of forward movement	4.70 kph
Working speed	0.80 kph
 Maximum slope accessible	40%
Maximum tilt	5° - 9°
 Tyres	20"
Driving wheels	4
Steering/directional wheels	4
 Weight (varies according to options & standards of the country)	10 000 kg
 Engine	KUBOTA V2403-M
Power	45 HP
Environmental noise (LwA)	101 dB



1



2



Standard equipment

- Proportional levers
- 4 simultaneous movements
- 4 wheel drive
- 4 wheel steer
- Wheels crab position
- Foam filled tyres
- Differential Lock
- Front Axle limited slip differential
- On Board Diagnostics
- Hour meter
- Fuel gauge with low level warning
- Tool box
- Protective cover with optional locking
- Horn
- Beacon
- Audible and visual display alarm for excessive slope
- Code Protected Machine Set Up
- Hooks for sling loading/lifting
- Electric Pump
- Predisposition 230V
- Dead man pedal

Optional equipment

- Oscillating Axle
- Continuous Rotation
- Onboard generator (3.50 kVA)
- Onboard generator (5 kVA)
- 230V power input with differential circuit-breaker
- Predisposition compressed air
- Predisposition of water
- Working light
- Special paint
- Biodegradable oil
- Warning Alarm for all movements
- Warning Travel Alarm
- Catalytic Convertor
- Spark Arrester and overrun valve
- Anti Theft code
- Certificate of verification
- Safety harness
- High capacity battery